



STRUCTURAL PEST CONTROL BOARD MEETING
NOTICE AND AGENDA

PUBLIC TELECONFERENCE MEETING

March 9, 2021 – 9:00 A.M.

NOTE: Pursuant to the provisions of Governor Gavin Newsom's Executive Order N-29-20, dated March 17, 2020 neither Board member locations nor a public meeting location are provided. Public participation may be through teleconferencing as provided below.

Important Notices to the Public: The Structural Pest Control Board (SPCB) will hold a public meeting via Webex Events. To participate in the WebEx Events meeting, please log on to this website the day of the meeting:

March 9, 2021 – 9:00 A.M. - <https://dca-meetings.webex.com/dca-meetings/onstage/q.php?MTID=ed4da28bf3ba0ce11ce326daf59ffa459>

Event Number: 187 849 0068

Event Password: SPCB03092021

INSTRUCTIONS FOR PARTICIPATION: Please see the instructions attached hereto to observe and participate in the meeting using Webex from a Microsoft Windows based PC.

Members of the public may, but are not obligated to, provide their names or personal information as a condition of observing or participating in the meeting. When signing into the WebEx platform, participants may be asked for their name and email address. Participants who choose not to provide their names will be required to provide a unique identifier such as their initials or another alternative, so that the meeting modifier can identify individuals who wish to make a public comment. Participants who choose not to provide their email address may utilize a fictitious email address in the following sample format: XYZ123@mailinator.com.

Public comments will be limited to two minutes unless, in the discretion of the SPCB, circumstances require a shorter period. Members of the public will not be permitted to yield their time to other members of the public to make comments.

As an alternative, members of the public who wish to observe the meeting without making public comment can do so (provided no unforeseen technical difficulties) at:

<https://thedcapage.wordpress.com/webcasts/>

Tuesday, March 9, 2021 – 9:00 A.M.

- I. Roll Call / Establishment of Quorum
- II. Flag Salute / Pledge of Allegiance
- III. Public Comment for Items Not on the Agenda
The Board may not discuss or take action on any matter raised during this public comment section that is not included on this agenda, except to decide whether to place the matter on the agenda of a future meeting. [Government Code Sections 11125, 11125.7(a)]
- IV. Petition for Reinstatement
Eduardo Santillan – OPR 10743 – Branch 1
- V. Petition for Modification / Termination of Probation Joseph Peter Serrano – OPR 9854 – Branch 3

Closed Session

- VI. Pursuant to Section 11126(c)(3) of the Government Code, the Board Will Meet in Closed Session for Discussion and to Take Action on Disciplinary Matters, Including the Above Petitions.

Reconvene in Open Session

- VII. Review and Possible Approval of Minutes of the October 20 & 21, 2020 and January 11, 2021 SPCB Meetings
- VIII. Department of Pesticide Regulation (DPR) Update
- IX. Executive Officer's Report
 - a. Licensing, Enforcement, Examination and WDO Statistics
 - b. Survey Results
 - c. Examination Development
- X. Discussion and Possible Action on the SPCB's Compliance With U.S. Environmental Protection Agency Pesticide Applicator Regulations
- XI. Presentation and Discussion on DPR's Proposed Regulatory Amendments to Title 3, California Code of Regulations, sections 6734 and 6771 to Clarify Eyewash Requirements for Employees Handling Pesticides
- XII. Update on the Status of the Research Proposals Selected for Funding at the July 26, 2018 Board Meeting
- XIII. Pesticide Application Notice Committee and Fumigation Notice Committee Recommendation: Pesticide Disclosure Requirements: Proposed Amendments to California Code of Regulations (CCR), Title 16, section 1970.4; Add CCR Title 16, sections 1970.41, 1970.42, and 1970.43

XIV. Regulations Status Update: Rulemaking to Implement AB 2138: CCR, Title 16, sections 1936, 1936.1, 1936.2, 1937.1, 1937.2

XV. Legislation Update and Possible Action:

- a. Assembly Bill 29 (Cooper) – State Bodies: Meetings
- b. Assembly Bill 646 (Low) – Department of Consumer Affairs: Boards: Expunged Convictions
- c. Assembly Bill 1788 (Bloom) – Pesticides: Use of Anti-Coagulants

XVI. Future Agenda Items

XVII. Board Calendar

XVIII. Adjournment

Action may be taken on any item on the agenda. The time and order of agenda items are subject to change at the discretion of the Board President and may be taken out of order. In accordance with the Bagley-Keene Open Meeting Act, all meetings of the Board are open to the public.

Note: This meeting will be Webcast, provided there are no unforeseen technical difficulties or limitations. To view the Webcast, please visit <https://thedcapage.wordpress.com/webcasts/>.

Government Code section 11125.7 provides the opportunity for the public to address each agenda item during discussion or consideration by the Board prior to the Board taking any action on said item. Members of the public will be provided appropriate opportunities to comment on any issue before the Board, but the Board President may, at his or her discretion, apportion available time among those who wish to speak. Individuals may appear before the Board to discuss items not on the agenda; however, the Board can neither discuss nor take official action on these items at the time of the same meeting (Government Code sections 11125, 11125.7(a)).

The meeting is being held via Webex Events. The meeting is accessible to the physically disabled. A person who needs disability-related accommodation or modification in order to participate in the meeting may make a request by contacting: David Skelton at (916) 561-8700, email: pestboard@dca.ca.gov, or send a written request to the Structural Pest Control Board, 2005 Evergreen Street, Suite 1500, Sacramento, CA 95815. Providing your request is a least five (5) business days before the meeting will help to ensure availability of the requested accommodations. TDD Line: (916) 322-1700.

HOW TO – Join – DCA WebEx Event

The following contains instructions on how to join a WebEx event hosted by the Department of Consumer Affairs (DCA).

NOTE: The preferred audio connection to our event is via telephone conference and not the microphone and speakers on your computer. Further guidance relevant to the audio connection will be outlined below.

1. Navigate to the WebEx event link provided by the DCA entity (an example link is provided below for reference) via an internet browser.

Example link:

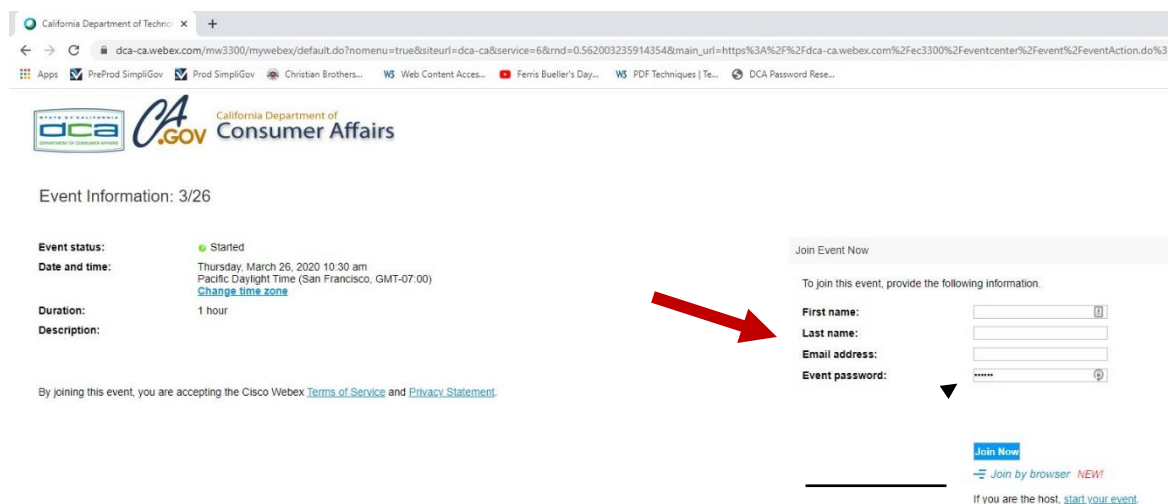
<https://dca-ca.webex.com/dca-ca/onstage/g.php?MTID=eb0a73a251f0201d9d5ef3aaa9e978bb5>

The screenshot shows a web browser window displaying the WebEx event page for the California Department of Consumer Affairs. The page is titled "Event Information: 3/26". On the left side, there is a section for "Event status" which is "Started", "Date and time" which is "Thursday, March 26, 2020 10:30 am Pacific Daylight Time (San Francisco, GMT-07:00)", "Duration" which is "1 hour", and "Description" which is blank. Below this, there is a link to "Change time zone". On the right side, there is a "Join Event Now" section. It says "To join this event, provide the following information." and has four input fields: "First name:", "Last name:", "Email address:", and "Event password:". Below the input fields, there is a "Join Now" button and a link "Join by browser NEW!". At the bottom, there is a note: "If you are the host, start your event".

2. The details of the event are presented on the left of the screen and the required information for you to complete is on the right.

NOTE: If there is a potential that you will participate in this event during a Public Comment period, you must identify yourself in a manner that the event Host can then identify your line and unmute it so the event participants can hear your public comment. The 'First name', 'Last name' and 'Email address' fields do not need to reflect your identity. The department will use the name or moniker you provide here to identify your communication line should you participate during public comment.

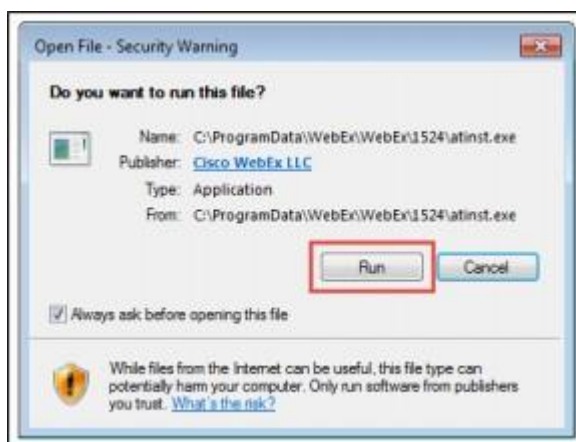
HOW TO – Join – DCA WebEx Event



3. Click the 'Join Now' button.

NOTE: The event password will be entered automatically. If you alter the password by accident, close the browser and click the event link provided again.

4. If you do not have the WebEx applet installed for your browser, a new window may open, so make sure your pop-up blocker is disabled. You may see a window asking you to open or run new software. Click 'Run'.



Depending on your computer's settings, you may be blocked from running the necessary software. If this is the case, click 'Cancel' and return to the browser tab that looks like the window below. You can bypass the above process.

Starting Webex...



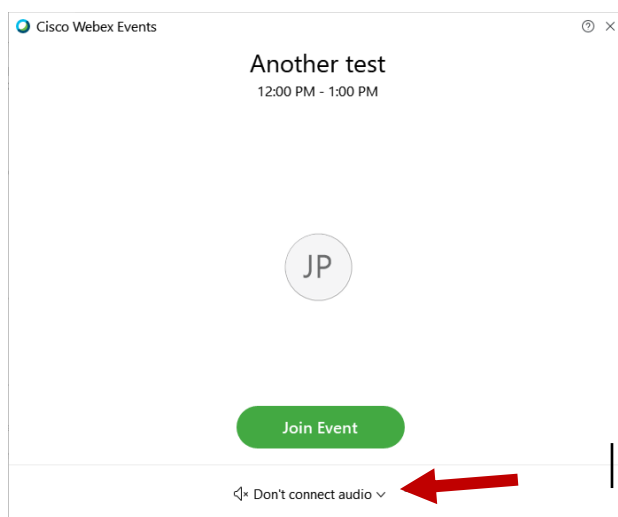
Still having trouble? [Run a temporary application](#) to join this meeting immediately.

5. To bypass step 4, click 'Run a temporary application'.
6. A dialog box will appear at the bottom of the page, click 'Run'.



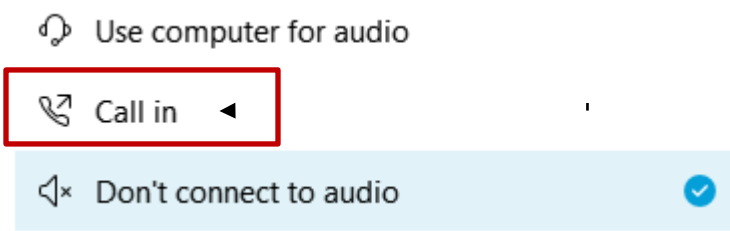
The temporary software will run, and the meeting window will open.

7. Click the audio menu below the green 'Join Event' button.

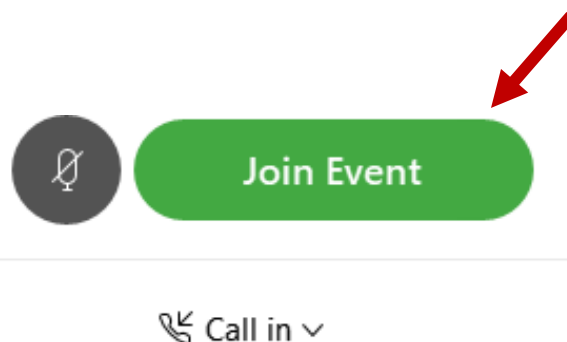


8. When the audio menu appears click 'Call in'.

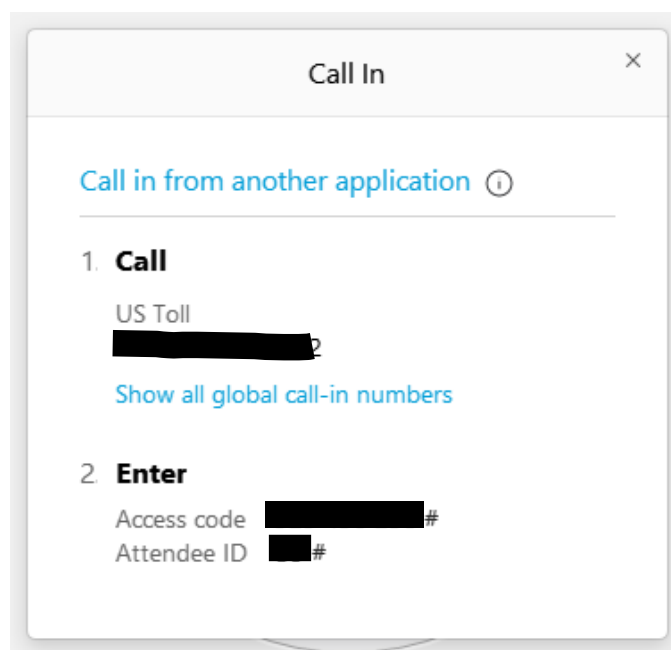
HOW TO – Join – DCA WebEx Event



9. Click 'Join Event'. The audio conference call in information will be available after you join the Event.



10. Call into the audio conference with the details provided.

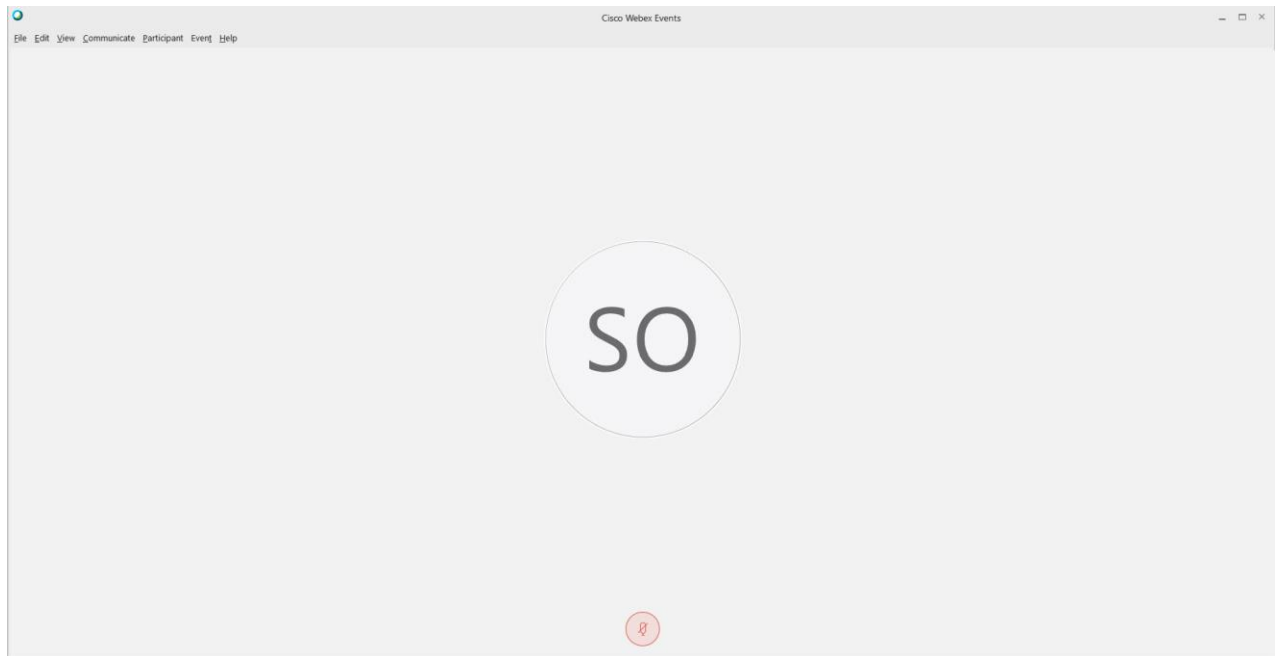


NOTE: The audio conference is the preferred method. Using your computer's microphone and speakers is not recommended.

HOW TO – Join – DCA WebEx Event

Once you successfully call into the audio conference with the information provided, your screen will look like the screen below and you have joined the event.

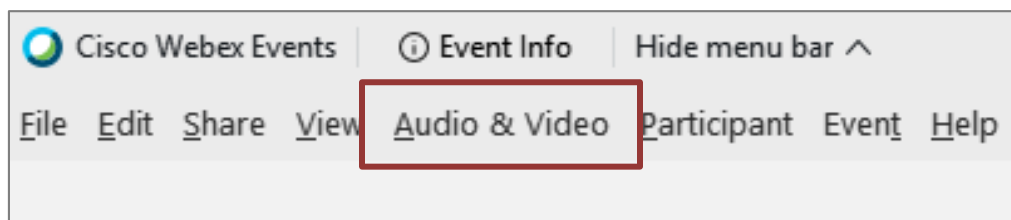
Congratulations!



NOTE: Your audio line is muted and can only be unmuted by the event host.

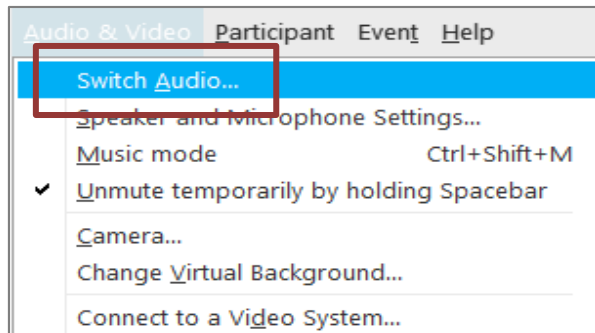
If you join the meeting using your computer's microphone and audio, or you didn't connect audio at all, you can still set that up while you are in the meeting.

1. Select 'Audio & Video' from the menu bar at the top of your screen.

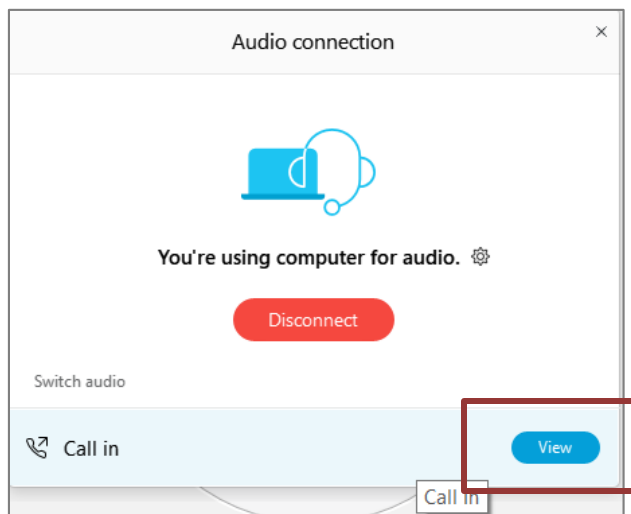


HOW TO – Join – DCA WebEx Event

2. Select “Switch Audio” from the drop-down menu.



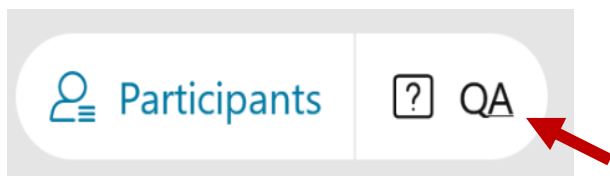
3. The 'Call In' information can be displayed by selecting 'View'



You will then be presented the dial in information for you to call in from any phone.

Participating During a Public Comment Period

At certain times during the event, the facilitator may call for public comment. If you would like to make a public comment, click on the 'Q and A' button near the bottom, center of your WebEx session.



This will bring up the 'Q and A' chat box.

NOTE: The 'Q and A' button will only be available when the event host opens it during a public comment period.

To request time to speak during a public comment period, make sure the 'Ask' menu is set to 'All panelists' and type 'I would like to make a public comment'.

Ask: ▼

Select a panelist in the Ask menu first and then type your question

Attendee lines will be unmuted in the order the requests were received, and you will be allowed to present public comment.

NOTE: Your line will be muted at the end of the allotted public comment duration. You will be given a warning that your time is about to expire.